

Our products are designed to be used correctly and with care for the purpose for which they are intended. No liability is accepted by the Tool Connection for incorrect use of any of our products, and the Tool Connection cannot be held responsible for any damage to personnel, property or equipment when using the tools. Incorrect use will also invalidate the warranty.

If applicable, the applications database and any instructional information provided has been designed to offer general guidance for a particular tool's use and while all attention is given to the accuracy of the data no project should be attempted without referring first to the manufacturer's technical documentation (workshop or instruction manual) or the use of a recognised authority such as Autodata.

It is our policy to continually improve our products and thus we reserve the right to alter specifications and components without prior notice. It is the responsibility of the user to ensure the suitability of the tools and information prior to their use.

LASER[®]

7166

Diesel Injector Removal Tool

Jaguar Land Rover



7166_Instructions_V2


Guarantee

If this product fails through faulty materials or workmanship, contact our service department direct on: **+44 (0) 1926 818186**. Normal wear and tear are excluded as are consumable items and abuse.



Distributed by The Tool Connection Ltd

Kineton Road, Southam, Warwickshire CV47 0DR
T +44 (0) 1926 815000 F +44 (0) 1926 815888
info@toolconnection.co.uk www.toolconnection.co.uk




- Land Rover TD5 diesel engine codes 10P,15P,16P.
- Applications: Land Rover Defender (1999-2007) and Discovery II (1998-2005).
- Supplied with a slide hammer.
- Equivalent to OEM 303-955, LRT 12-154/1.

Diesel Injector Removal Tool – Land Rover TD5 2.5 Diesel

This diesel injector puller is supplied complete with slide hammer and designed specifically to allow easy removal of the unit injectors used on the Land Rover 2.5 TD5 diesel engines.

Equivalent to the OEM tool 303-955 and LRT-12-154/1 and as such should be used referring to the OEM instructions.

Components



Ref	OEM	Description
A	303-955, LRT-12-154-1	Diesel Injector Removal Tool

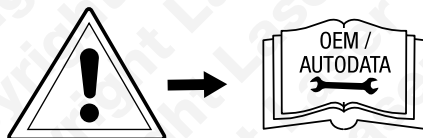
Applications

Make	Model	Year	Type
Land Rover	Defender	1999-2007	TD5
	Discovery II	1998-2005	

Engine Code	
TD5	10P, 15P, 16P

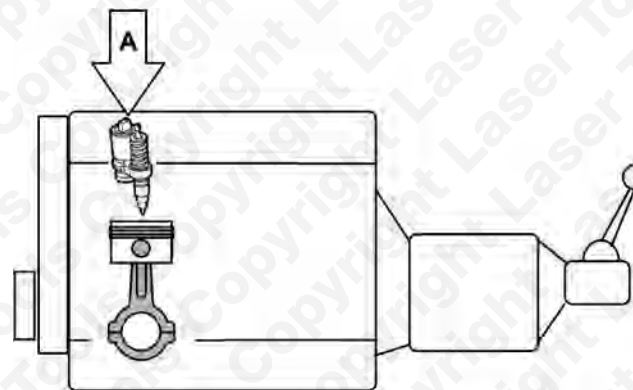
The following instructions are for guidance only. Please refer to OEM derived data such as the vehicles manufacturer's own data or Autodata.

The use of this Injector Extraction Tool is purely down to the user's discretion and The Tool Connection Ltd. cannot be held responsible for any damage caused whatsoever.



Where Used

NOTE: Always refer to OEM vehicle specific data for detailed instructions on use of the this kit.



Component Descriptions

Component A – Diesel Injector Removal Tool

Used to extract the unit injectors from the engines listed.

Follow OEM instructions to gain access to the injectors and attach the injector Removal tool (A) as shown.

Use the slide hammer to remove the injector.

Note: always replace seals and sealing washer before refitting injectors.

